



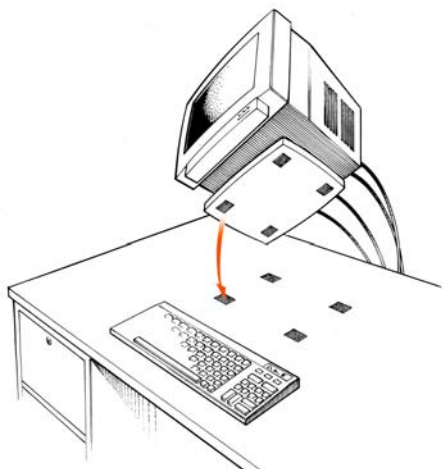
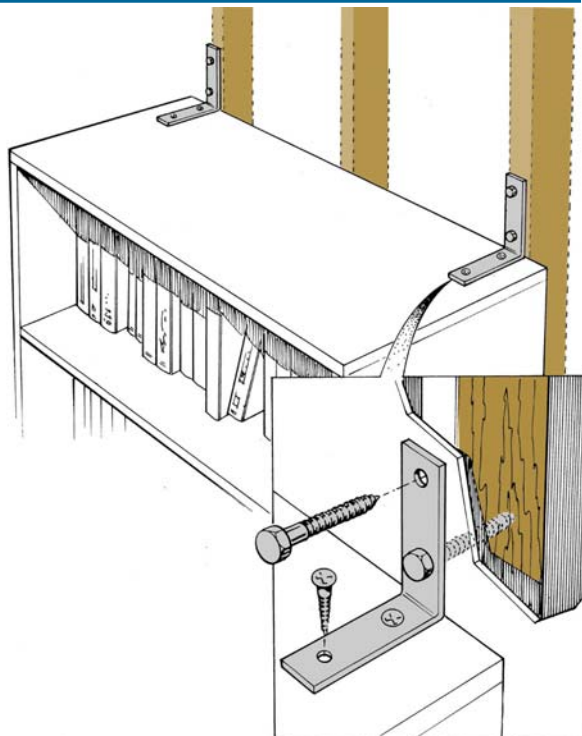
Securing Furniture and Hangings

Securing Bookcases



Each piece of furniture should be connected to at least two studs using L-Brackets and Lag Screws.

Heavy & large items should be placed on lower shelves to prevent them flying around in an earthquake.




Securing Appliances

During an earthquake the movement can cause appliances to fall. This can easily be prevented by utilizing Velcro, or a similar product.

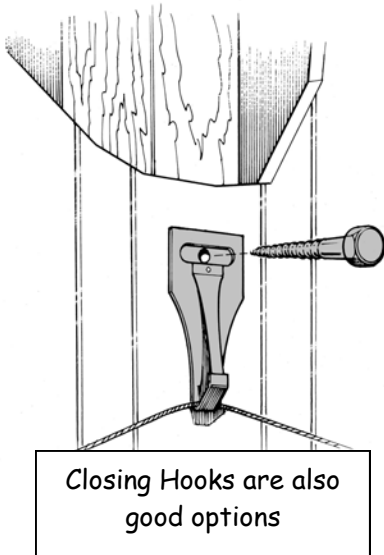
Securing Delicates

Delicate items like pottery and crystal can be secured with products like Quake Hold and Museum Wax

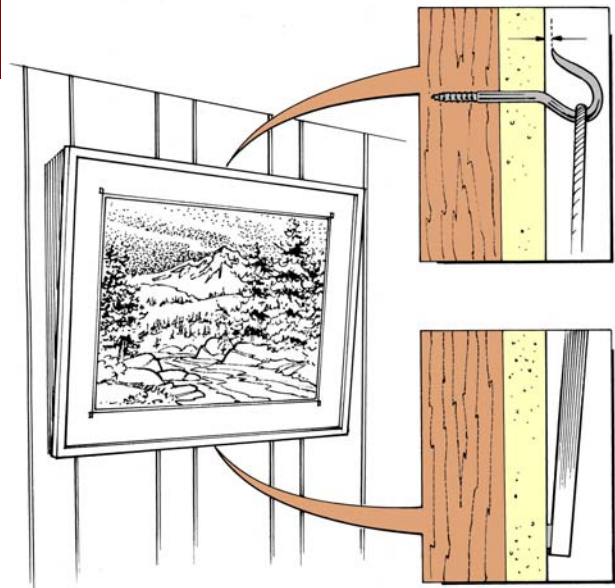


Securing Wall Hangings

Pictures and mirrors can result in injuries during earthquakes as well as cuts from broken glass afterwards.



To reduce the risk from falling wall hangings, screw a screw hook into a wall stud (two for large items) so that the framing wire barely fits between the wall and hook.



The bottom of the frame can be secured with a Quake-Hold type product to reduce the frame banging.